

Agilent 87405A

Preamplifier 10 MHz to 3 GHz

Data Sheet

Discontinued Product Information — For Support Reference Only —

Information herein, may refer to products/services no longer supported. We regret any inconvenience caused by obsolete information. For the latest information on Agilent's test and measurement products go to:
www.agilent.com/find/products

In the US, call Agilent Technologies at 1-800-829-4444
(any weekday between 8am–5pm in any U.S. time zone)

World-wide Agilent sales office contact information is available at:
www.agilent.com/find/contactus

Features

- 24 dB Gain
- 6.5 dB Noise Figure
- Probe-Power Bias Connection
- Compact Size

Benchtop/general purpose use

Used alone on the bench, the Agilent Technologies 87405A can be added to any application in which additional gain and low noise are required. The compact and inexpensive 11899A probe power supply is a suitable source of DC bias in remote applications.

The Agilent 87405A preamplifier brings reliable gain and low noise figure to measurement systems to improve overall system performance and reduce systematic errors. With its compact size and convenient probe-power bias connection, the 87405A is ideal for use as the front end preamplifier for a variety of Agilent instruments such as the 8590E series of portable spectrum analyzers. The 87405A is the recommended preamplifier for use with the 8594E Noise Figure Measurement Solution. The rugged design along with its insertable configuration of connectors makes the 87405A ideal for test port applications.



Agilent Technologies

Improve noise figure measurements

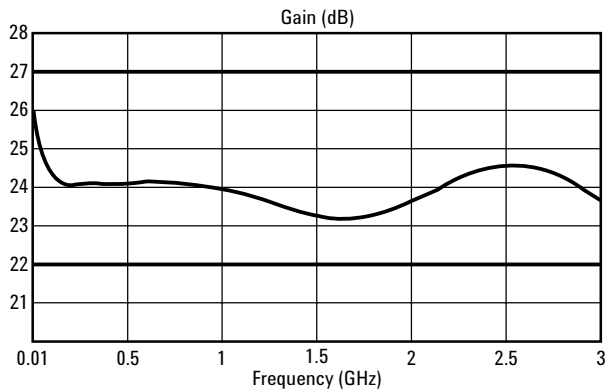
Add a preamplifier to noise figure measurement systems to significantly lower system noise figure. The noise figure of the system is dominated by the noise figure of the preamplifier.

$$F_{\text{new}} = F_{\text{pa}} + \frac{F_{\text{sys}} - 1}{G_{\text{pa}}}$$

Where F and G are noise figure and preamplifier gain, both in linear terms.

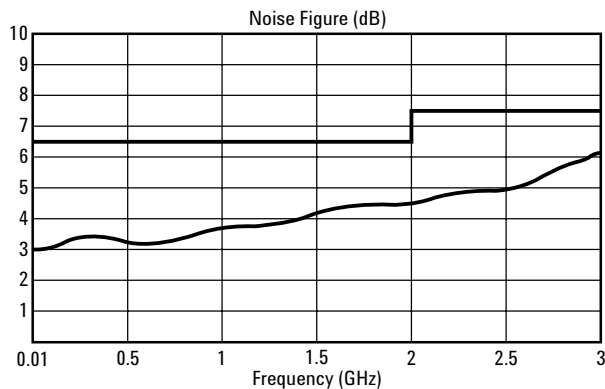
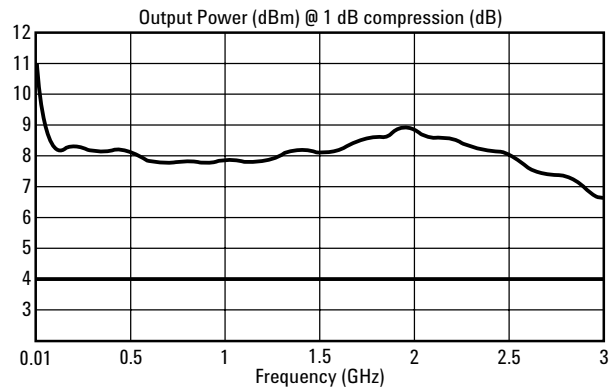
$$NF_{\text{sys}} = 10 \log (F_{\text{sys}}) \text{ in dB}$$

For systems having a single preamplifier, where the gain of the preamplifier is greater than or equal to the spectrum analyzer noise figure, the system noise figure approximately equals the noise figure of the preamplifier.



Increase sensitivity and speed

Adding preamplifiers to measurement systems can improve sensitivity for measuring low-level signals. Boost the sensitivity of your Agilent spectrum analyzer 15 to 25 dB by using the 87405A preamplifier. Alternatively, better sensitivity can be traded for measurement speed. Spurious tests often require narrow resolution bandwidths to reduce the noise floor of the analyzer, allowing low-level signal detection. An analyzer with low noise figure allows you to use a wider resolution bandwidth, yet achieve the same sensitivity. Sweptimes can improve one hundred fold for each decade increase in bandwidth. The 87405A preamplifier has gain and noise figure characteristics that optimize dynamic range and sensitivity.



87405A product specifications

Frequency Range	10-3000 MHz
Small Signal Gain	22-27 dB min-max
Gain Flatness	±1.25 dB 50-3000 MHz ±2.0 dB 10-3000 MHz
Output Power (1 dBc)	4 dBm
Noise Figure	6.5 dB 10-2000 MHz 7.5 dB 2000-3000 MHz
Third Order Intercept (TOI)	15 dBm typical
Harmonics (@ +4 dBm output power)	20 dBc typical
Input VSWR	1.5:1 10-1000 MHz 1.7:1 1000-2000 MHz 2.0:1 2000-2900 MHz 2.2:1 2900-3000 MHz
Output VSWR	2.0:1
Impedance	50 ohms nominal
Reverse Isolation	60 dB typical
Survival Input Power (max)	+13 dBm typical
Power Dissipation	1.2 W nominal
Temperature (operating) (storage)	0 to +55°C -40 to +70°C

Specifications describe the instrument's warranted performance over the temperature range 0°C to +55°C (unless otherwise noted). All specifications apply after the instrument's temperature has been stabilized after one hour continuous operation. Typical characteristics are intended to provide information useful in applying the instrument by giving typical but nonwarranted performance parameters. These are denoted as "typical" or "nominal" and apply over the temperature range 0°C to +55°C.

Caution: Electrostatic Discharge (ESD) can damage or destroy electronic components. It is recommended that this preamplifier, like other electronic components, be installed and operated at a static-free workstation or in an environment where precautions against ESD have been implemented.

General specifications

Bias Voltage and Current	15 ±6% Vdc @ 80 mA nominal
Connectors	RF DC Type N(f) in, N(m) out Probe Power Connector (f)
Weight	net 270 g, shipping 510 g

Environmental information

EMC	IEC 801-2/1991 IEC 801-3/1984	IEC 801-4/1988 CISPR-11/1990
Moisture Resistance	65°C at 95% RH for 10 days per Mil-Std-883C method 1004.5	
Random Vibration	5.2 G (rms) to 2000 Hz per Mil-Std-883C method 2026-11A	
Shock	1500 G (peak), 0.5 ms per Mil-Std-883C method 2002.3-B	
Altitude, non-operating	15,000 meters per Mil-Std-883C method 1001-C	



Ordering information

87405A Preamplifier 10 MHz to 3 GHz

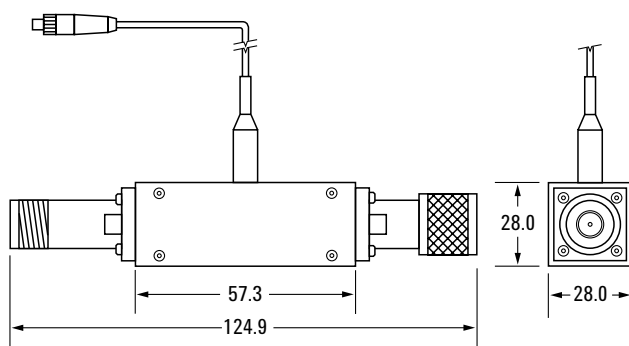
11899A Probe Power Supply
(must order one option)

Option 100	100 V operation
Option 120	120 V operation
Option 220	220 V operation
Option 240	240 V operation

Related literature

Pub. Number

8590E Series Technical Data Sheet	5091-3271E
11899A Technical Data Sheet	5091-0754E
Noise Figure Measurement Accuracy Application Note 57-2	5952-3706



Agilent Email Updates

www.agilent.com/find/emailupdates

Get the latest information on the products and applications you select.



Agilent Direct

www.agilent.com/find/agilentdirect

Quickly choose and use your test equipment solutions with confidence.



www.agilent.com/find/open

Agilent Open simplifies the process of connecting and programming test systems to help engineers design, validate and manufacture electronic products. Agilent offers open connectivity for a broad range of system-ready instruments, open industry software, PC-standard I/O and global support, which are combined to more easily integrate test system development.

www.agilent.com

Agilent Technologies' Test and Measurement Support, Services, and Assistance

Agilent Technologies aims to maximize the value you receive, while minimizing your risk and problems. We strive to ensure that you get the test and measurement capabilities you paid for and obtain the support you need. Our extensive support resources and services can help you choose the right Agilent products for your applications and apply them successfully. Every instrument and system we sell has a global warranty. Two concepts underlie Agilent's overall support policy: "Our Promise" and "Your Advantage."

Our Promise

Our Promise means your Agilent test and measurement equipment will meet its advertised performance and functionality. When you are choosing new equipment, we will help you with product information, including realistic performance specifications and practical recommendations from experienced test engineers. When you receive your new Agilent equipment, we can help verify that it works properly and help with initial product operation.

Your Advantage

Your Advantage means that Agilent offers a wide range of additional expert test and measurement services, which you can purchase according to your unique technical and business needs. Solve problems efficiently and gain a competitive edge by contracting with us for calibration, extra-cost upgrades, out-of-warranty repairs, and onsite education and training, as well as design, system integration, project management, and other professional engineering services. Experienced Agilent engineers and technicians worldwide can help you maximize your productivity, optimize the return on investment of your Agilent instruments and systems, and obtain dependable measurement accuracy for the life of those products.

United States:

(tel) 800 829 4444
(fax) 800 829 4433

Canada:

(tel) 877 894 4414
(fax) 800 746 4866

China:

(tel) 800 810 0189
(fax) 800 820 2816

Europe:

(tel) 31 20 547 2111

Japan:

(tel) (81) 426 56 7832
(fax) (81) 426 56 7840

Korea:

(tel) (080) 769 0800
(fax) (080) 769 0900

Latin America:

(tel) (305) 269 7500

Taiwan:

(tel) 0800 047 866
(fax) 0800 286 331

Other Asia Pacific

Countries:

(tel) (65) 6375 8100
(fax) (65) 6755 0042
Email: tm_ap@agilent.com

Contacts revised: 09/28/05

For more information on Agilent Technologies' products, applications or services, please contact your local Agilent office. The complete list is available at:

www.agilent.com/find/contactus

Product specifications and descriptions in this document subject to change without notice.

© Agilent Technologies, Inc. 1999, 2002, 2003, 2006

Printed in USA, July 11, 2006

5091-3661E



Agilent Technologies