


Couplers

Adapters Attenuators **Couplers** DC Blocks Detectors Isolators & Circulators Phase Shifters Power Dividers and Hybrids Terminations (50 Ohm Loads) Waveguide

SMA (F) 0.5 GHz to 18 GHz, Miniature Stripline (Maximally Flat +/- 0.5dB) 50 Watt



Features

- Multi-Octave Frequency Coverage from 0.5 to 18 GHz
- Flat Frequency Response
- Small and Lightweight
- Operational to 105°C without Degradation (125° Storage)
- Designed for MIL Environments

Models

- 4242-6, 4242-10, 4242-20, 4243-6, 4243B-10, 4243-20, 4244-6, 4244-10, 4244-20, 4244-30, 4245B-6, 4245B-10, 4245B-20, 4245B-30, 4246B-6, 4246B-10, 4246B-20, 4246B-30

Model	4242-6	4242-10	4242-20	4243-6	4243B-10
Low Frequency (GHz)	0.5	0.5	0.5	1.0	1.0
High Frequency (GHz)	2.0	2.0	2.0	3.5	3.5
Nominal Coupling (dB)	6	10	20	6	10
Minimum Directivity (dB)	22	22	22	20	23
Insertion Loss, Coupled Power Excluded (dB)	0.35	0.35	0.35	0.35	0.35
True Insertion Loss (dB)	2.00	0.90	0.40	2.00	0.90
VSWR Maximum for Primary Line	1.20	1.20	1.20	1.20	1.20
VSWR Maximum for Secondary Line	1.20	1.20	1.20	1.20	1.20
Maximum Frequency Sensitivity (dB)	+/-0.5	+/-0.5	+/-0.5	+/-0.3	+/-0.5
Maximum Deviation from Nominal (dB)	+/-1.0	+/-1.0	+/-1.0	+/-1.0	+/-1.0
Average Power (W)	50	50	50	50	50
Peak Power (kW)	3	3	3	3	3
Maximum Weight (gr)	71	71	71	41	41
Maximum Weight (oz)	2.5	2.5	2.5	1.5	1.5
Special Notes:	A, B	A, B	A	A, B	A

Special Notes:

A: Frequency Sensitivity included in coupling value.
B: Special-order devices. Minimum quantity may apply.

Couplers

Adapters Attenuators **Couplers** DC Blocks Detectors Isolators & Circulators Phase Shifters Power Dividers and Hybrids Terminations (50 Ohm Loads) Waveguide

SMA (F) 0.5 GHz to 18 GHz, Miniature Stripline (Maximally Flat +/- 0.5dB) 50 Watt

Model	4243-20	4244-6	4244-10	4244-20	4244-30
Low Frequency (GHz)	1.0	2.0	2.0	2.0	2.0
High Frequency (GHz)	3.5	8.0	8.0	8.0	8.0
Nominal Coupling (dB)	20	6	10	20	30
Minimum Directivity (dB)	23	20	20	20	20
Insertion Loss, Coupled Power Excluded (dB)	0.35	0.50	0.35	0.35	0.40
True Insertion Loss (dB)	0.40	2.20	0.90	0.40	0.40
VSWR Maximum for Primary Line	1.20	1.30	1.25	1.25	1.25
VSWR Maximum for Secondary Line	1.20	1.30	1.25	1.25	1.25
Maximum Frequency Sensitivity (dB)	+/-0.4	+/-0.4	+/-0.5	+/-0.4	+/-0.5
Maximum Deviation from Nominal (dB)	+/-1.0	+/-1.0	+/-1.0	+/-1.0	+/-1.0
Average Power (W)	50	50	50	50	50
Peak Power (kW)	3	3	3	3	3
Maximum Weight (gr)	41	29	29	29	35
Maximum Weight (oz)	1.5	1	1	1	1.3
Special Notes:	A	A	A	A	A

Special Notes:

A: Frequency Sensitivity included in coupling value.
B: Special-order devices. Minimum quantity may apply.

Model	4245B-6	4245B-10	4245B-20	4245B-30	4246B-6
Low Frequency (GHz)	4.0	4.0	4.0	4.0	6.0
High Frequency (GHz)	12.4	12.4	12.4	12.4	18.0
Nominal Coupling (dB)	6	10	20	30	6
Minimum Directivity (dB)	16	16	15	15	15
Insertion Loss, Coupled Power Excluded (dB)	0.50	0.50	0.50	0.50	0.80
True Insertion Loss (dB)	2.20	1.20	0.60	0.50	2.50
VSWR Maximum for Primary Line	1.30	1.30	1.30	1.30	1.40
VSWR Maximum for Secondary Line	1.30	1.30	1.30	1.30	1.40
Maximum Frequency Sensitivity (dB)	+/-0.4	+/-0.4	+/-0.5	+/-0.5	+/-0.5
Maximum Deviation from Nominal (dB)	+/-1.0	+/-1.0	+/-1.0	+/-1.0	+/-1.0
Average Power (W)	50	50	50	50	50
Peak Power (kW)	3	3	3	3	3
Maximum Weight (gr)	21	21	24	24	25
Maximum Weight (oz)	0.7	0.7	0.8	0.8	0.9
Special Notes:	A	A	A	A	A, B

Special Notes:

A: Frequency Sensitivity included in coupling value.
B: Special-order devices. Minimum quantity may apply.

Couplers

Adapters Attenuators **Couplers** DC Blocks Detectors Isolators & Circulators Phase Shifters Power Dividers and Hybrids Terminations (50 Ohm Loads) Waveguide

SMA (F) 0.5 GHz to 18 GHz, Miniature Stripline (Maximally Flat +/- 0.5dB) 50 Watt

Model	4246B-10	4246B-20	4246B-30
Low Frequency (GHz)	6.0	6.0	6.0
High Frequency (GHz)	18.0	18.0	18.0
Nominal Coupling (dB)	10	20	30
Minimum Directivity (dB)	15	12	12
Insertion Loss, Coupled Power Excluded (dB)	0.60	0.60	0.60
True Insertion Loss (dB)	1.20	0.70	0.60
VSWR Maximum for Primary Line	1.40	1.40	1.40
VSWR Maximum for Secondary Line	1.40	1.40	1.40
Maximum Frequency Sensitivity (dB)	+/-0.5	+/-0.5	+/-0.5
Maximum Deviation from Nominal (dB)	+/-1.0	+/-1.0	+/-1.0
Average Power (W)	50	50	50
Peak Power (kW)	3	3	3
Maximum Weight (gr)	25	25	25
Maximum Weight (oz)	0.9	0.9	0.9
Special Notes:	A , B	A , B	A , B

Special Notes:

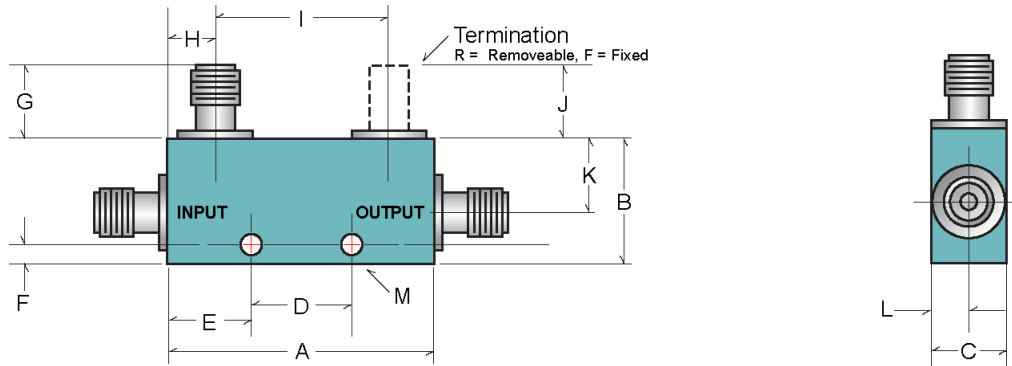
A: Frequency Sensitivity included in coupling value.

B: Special-order devices. Minimum quantity may apply.

Couplers

Adapters Attenuators **Couplers** DC Blocks Detectors Isolators & Circulators Phase Shifters Power Dividers and Hybrids Terminations (50 Ohm Loads) Waveguide

SMA (F) 0.5 GHz to 18 GHz, Miniature Stripline (Maximally Flat +/- 0.5dB) 50 Watt



Outline Drawings For Models : 4242-6, 4242-10, 4242-20, 4243-6, 4243B-10, 4243-20, 4244-6, 4244-10, 4244-20, 4244-30

Units	A	B	C	D	E	F	G	H	I	J	K	L	M (Dia.)	Termination
4242-6 , 4242-10														
in.	3.54	1.04	0.42	1.84	0.85	0.36	0.38	0.27	3	0.81	0.77	0.21	0.146	F
mm	89.92	26.42	10.67	46.74	21.59	9.14	9.65	6.86	76.2	20.57	19.56	5.33	3.708	
4242-20														
in.	4.04	1.04	0.42	2.50	0.77	0.16	0.38	0.27	3.50	0.81	0.77	0.21	0.146	R
mm	102.62	26.42	10.67	63.50	19.56	4.06	9.65	6.86	88.90	20.57	19.56	5.33	3.708	
4243-6														
in.	2.92	0.67	0.42	1.969	0.48	0.15	0.38	0.27	2.384	0.81	0.34	0.21	0.146	F
mm	74.17	17.02	10.67	50.013	12.19	3.81	9.65	6.86	60.554	20.57	8.64	5.33	3.708	
4243B-10														
in.	2.92	0.67	0.42	1.969	0.48	0.15	0.38	0.27	2.384	0.81	0.34	0.21	0.146	R
mm	74.17	17.02	10.67	50.013	12.19	3.81	9.65	6.86	60.554	20.57	8.64	5.33	3.708	
4243-20														
in.	2.92	0.85	0.42	1.75	0.59	0.16	0.38	0.27	2.384	0.81	0.50	0.21	0.146	R
mm	74.17	21.59	10.67	44.45	14.99	4.06	9.65	6.86	60.554	20.57	12.70	5.33	3.708	
4244-6 , 4244-10, 4244-20														
in.	1.81	0.67	0.42	0.875	0.47	0.15	0.38	0.27	1.274	0.81	0.34	0.21	0.146	R
mm	45.97	17.02	10.67	22.225	11.94	3.81	9.65	6.86	32.360	20.57	8.64	5.33	3.708	
4244-30														
in.	2.12	0.82	0.42	0.875	0.11	0.15	0.38	0.27	1.584	0.81	0.34	0.21	0.104	R
mm	53.85	20.83	10.67	22.225	2.79	3.81	9.65	6.86	40.234	20.57	8.64	5.33	2.642	

Notes:

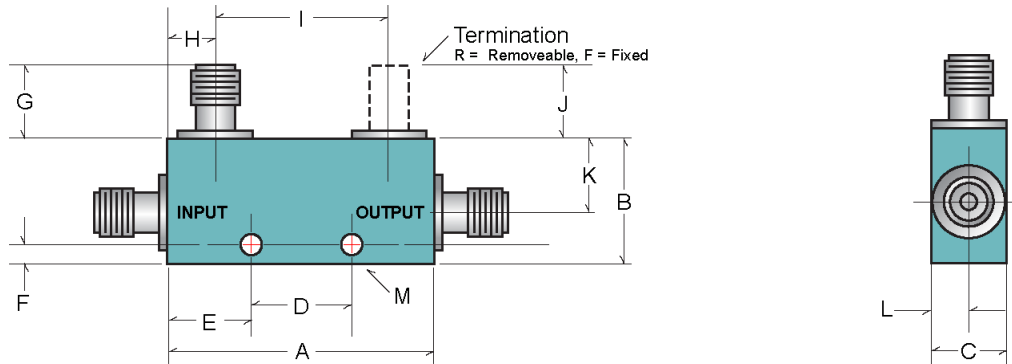
Dimensions are maximum unless otherwise noted and allow for 0.020" paint buildup per surface.

Dimension:
D: +/-0.015"
M: +/- 0.005"
I: +/-0.020"

Couplers

Adapters Attenuators **Couplers** DC Blocks Detectors Isolators & Circulators Phase Shifters Power Dividers and Hybrids Terminations (50 Ohm Loads) Waveguide

SMA (F) 0.5 GHz to 18 GHz, Miniature Stripline (Maximally Flat +/- 0.5dB) 50 Watt



Outline Drawings For Models : 4245B-6, 4245B-10, 4245B-20, 4245B-30, 4246B-6, 4246B-10, 4246B-20, 4246B-30

Units	A	B	C	D	E	F	G	H	I	J	K	L	M (Dia.)	Termination
4245B-6 , 4245B-10, 4245B-20, 4245B-30														
in.	1.26	0.56	0.42	0.375	0.44	0.11	0.38	0.27	0.719	0.81	0.34	0.21	0.104	R
mm	32.00	14.22	10.67	9.525	11.18	2.79	9.65	6.86	18.263	20.57	8.64	5.33	2.642	
4246B-6 , 4246B-10, 4246B-30														
in.	1.40	0.66	0.42	0.50	0.45	0.11	0.38	0.27	0.86	0.81	0.39	0.21	0.104	R
mm	35.56	16.76	10.67	12.70	11.43	2.79	9.65	6.86	21.84	20.57	9.91	5.33	2.642	
4246B-20														
in.	1.40	0.66	0.42	0.50	0.45	0.11	0.38	0.27	0.86	0.81	0.39	0.21	0.104	F
mm	35.56	16.76	10.67	12.70	11.43	2.79	9.65	6.86	21.84	20.57	9.91	5.33	2.642	

Notes:

Dimensions are maximum unless otherwise noted and allow for 0.020" paint buildup per surface.

Dimension:

D: +/-0.015"

M: +/- 0.004"/-0.002"

I: +/-0.020"